

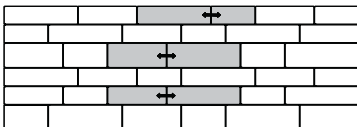
# presidio

## DIMENSIONS

				Combo Bundle (all 6 sizes)	
<b>Rectangle Stone</b> Width 165 mm (6.5") Length 336 mm (13.2")	<b>Stone 1</b> Width 123 mm (4.84") Length 298 mm (11.73")	<b>Stone 2</b> Width 123 mm (4.84") Length 398 mm (15.67")	<b>Stone 3</b> Width 123 mm (4.84") Length 498 mm (19.61")		
					
<b>Stone 4</b> Width 165 mm (6.5") Length 298 mm (11.73")	<b>Stone 5</b> Width 165 mm (6.5") Length 398 mm (15.67")	<b>Stone 6</b> Width 165 mm (6.5") Length 498 mm (19.61")			


## PATTERNS

Pattern A (Combo Machine Install Ashler)




Shaded units are flipped to eliminate bond lines


Pattern B (Combo Machine Install Herringbone)




For machine installation consider using Rectangle Stone as a border unit (shown as double sailor course)



Pattern D (Rectangle Half Running Bond)




Pattern E (Combo & Rectangle Running Bond)




Shaded units represent one combo bundle layer

Pattern G (Rectangle Herringbone)



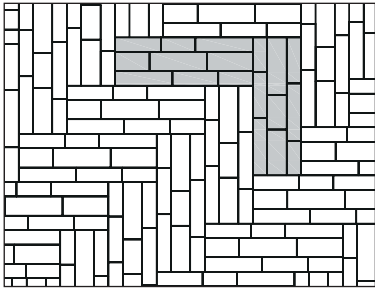
Pattern H (Combo and Rectangle Running Bond)




Shaded units represent one combo bundle layer

## PATTERNS

Pattern I (Combo Herringbone)



Pattern J (Combo and Rectangle Running Bond)



*Shaded units represent one combo bundle layer*

**NOTE:** AUTOCad PAT files are available for all Presidio Patterns.

Stone	4.84" Width, Lengths 1,2,3		6.5" Width, Lengths 4,5,6		Rectangle	
	%	Ratio	%	Ratio	%	Ratio
Patterns A, B, (Machine Install)	60	2	40	1	-	-
Patterns D, G (Rectangle)	-	-	-	-	100	1
Pattern E (Combo & Rectangle)	27	Rows 5/11	18	Rows 1/3/7/9	55	Rows 2/4/6/8/10/12
H (Combo & Rectangle)	33.6	Rows 1/2	22.4	Rows 4/6/7/9	44	Rows 3/5/8/10
I (Combo Herringbone)	60	2	40	1	-	-
J (Combo & Rectangle)	42.8	Rows 1/5	28.6	Rows 2/4/6/8	28.6	Rows 3/7