

hydr'eau pave

DIMENSIONS



4x4 Stone
Width 100 mm (3.94")
Length 100 mm (3.94")



4x8 Stone
Width 100 mm (3.94")
Length 200 mm (7.87")

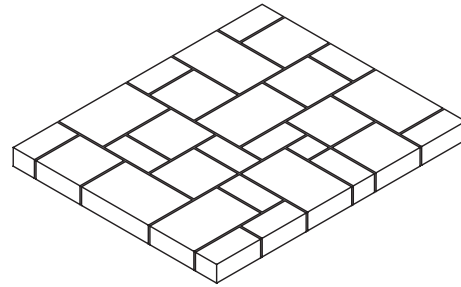


8x8 Stone
Width 200 mm (7.87")
Length 200 mm (7.87")



8x12 Stone
Width 200 mm (7.87")
Length 300 mm (11.81")

Combo Bundle (All 4 Sizes)

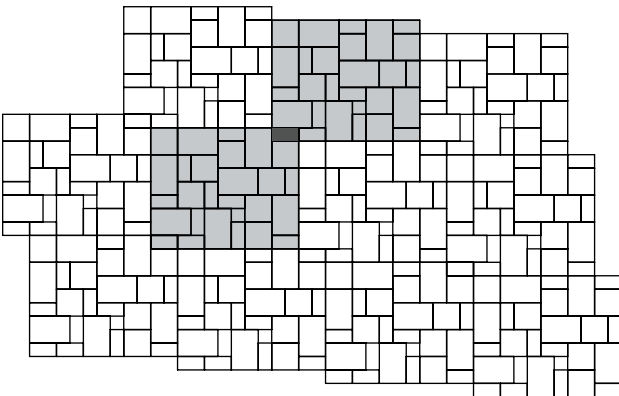


Combo Bundle Layout by Layer


PATTERNS

Pattern A - Mechanical Installation

Install as packaged per layer. Remove upper right stone (dark grey shaded) from every layer, once placed, to allow for placement of the next layer.



Pattern B - Running Bond



NOTE: AUTOCad PAT files are available for all Hydr'eau Pave patterns.

Stone	4x4 Stone		4x8 Stone		8x8 Stone		8x12 Stone	
	%	Ratio	%	Ratio	%	Ratio	%	Ratio
Pattern A - Mechanical Installation	1	1	24*	12*	32.3	8	42.4	7
Pattern B - Running Bond**	-	-	23	11	33	8	44	7

* Includes the single piece to be removed per layer

** Pattern B only uses 92% of 4x8 and no 4x4's.

Use extra stones for edges and cutting.